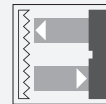




Retroreflective sensor GLK18-55-S/25/115/161



- Efficient Line in a short M18 plastic housing for standard applications
- Very high detection range
- 4 LEDs indicator for 360° visibility
- Sidelookerversion
- Universal usage at different power supplies

Retroreflective sensor with polarization filter, M18 threaded housing design, plastic housing, side optical face, 3.5 m detection range, red light, light on, AC/DC version, NPN-FET output, fixed cable



Function

The GLV/GLK18 series sensors help improve the efficiency of machines and systems. The design of the M18 plastic housing, the connection technology, and sensor properties are highly standardized. Concentrating on the key sensor requirements has produced a robust and reliable product series for DC and AC/DC voltage systems without any over-engineering. The mounting set included in the scope of delivery and the optimized potentiometer design ensure fast assembly and easy configuration.

Application

Packaging industry:

- Presence checks, track loading, completeness checks, stack height control

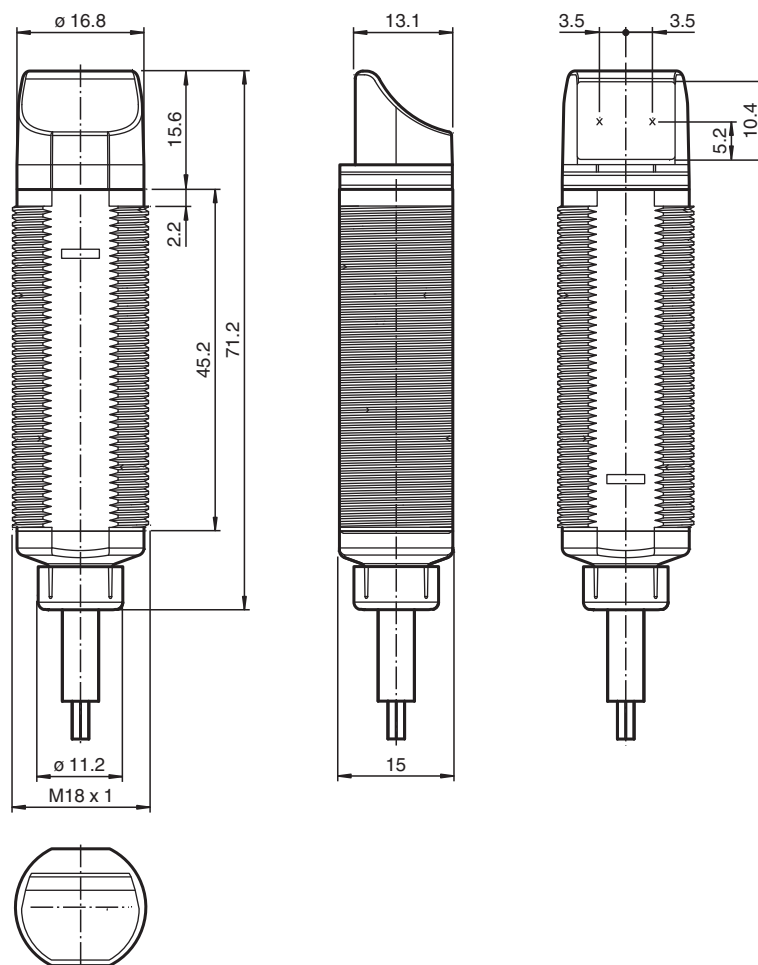
Material handling:

- Presence checks, target sensor, profile checks, trigger sensor

Automatic doors, gates and access systems, elevator:

- Secure detection for automatic door and gate systems
- Monitoring function in turnstiles
- Closing edge monitoring in elevators

Dimensions



Technical Data

General specifications

| | |
|----------------------------|--------------------------------------|
| Effective detection range | 0 ... 3.5 m |
| Reflector distance | 0.05 ... 3.5 m |
| Threshold detection range | 4.5 m |
| Reference target | reflector C110-2 |
| Light source | LED |
| Light type | modulated visible red light , 640 nm |
| Polarization filter | yes |
| Diameter of the light spot | approx. 160 mm at 4.5 m |
| Opening angle | approx. 2 ° |
| Optical face | lateral |
| Ambient light limit | 30000 Lux |
| Accessories provided | Mounting aids |

Indicators/operating means

| | |
|---------------------|---|
| Operation indicator | LED green, statically lit Power on |
| Function indicator | LED yellow: lights up when receiving the light beam ; flashes when falling short of the operating reserve; OFF when light beam is interrupted |

Electrical specifications

| | | |
|------------------------|-------|--------------------|
| Operating voltage | U_B | 20 ... 250 V AC/DC |
| No-load supply current | I_0 | < 2.5 mA |

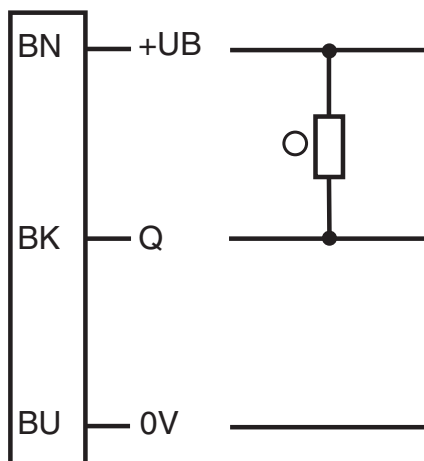
Output

| | |
|----------------|----------|
| Switching type | light-on |
|----------------|----------|

Technical Data

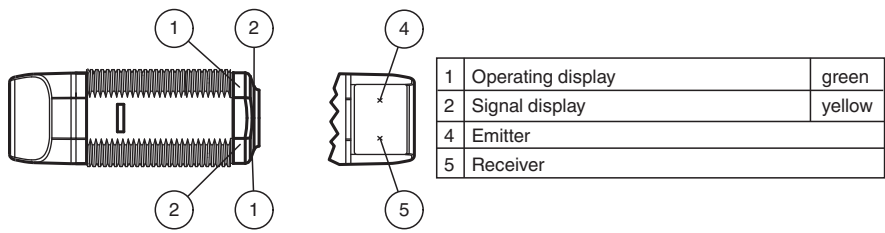
| | | |
|---|---|---|
| Signal output | N-channel MOSFET, short circuit protected | |
| Switching voltage | | max. 250 V AC/DC |
| Switching current | | max. 200 mA |
| Voltage drop | U_d | ≤ 3.5 V AC/DC |
| Switching frequency | f | 50 Hz |
| Response time | | ≤ 10 ms |
| Conformity | | |
| Product standard | | EN 60947-5-2 |
| Compliance with standards and directives | | |
| Standard conformity | | |
| Standards | | UL 508 |
| Approvals and certificates | | |
| Protection class | | II, rated insulation voltage ≤ 250 V AC with pollution degree 1-2 according to IEC 60664-1 |
| UL approval | | cULus Listed, Type 1 enclosure For overcurrent protection, install a fuse with a rated current of max. 3 A 250 V AC/DC |
| CCC approval | | Certified by China Compulsory Certification (CCC) |
| Ambient conditions | | |
| Ambient temperature | | $-20 \dots 60$ °C ($-4 \dots 140$ °F) |
| Storage temperature | | $-40 \dots 70$ °C ($-40 \dots 158$ °F) |
| Mechanical specifications | | |
| Degree of protection | | IP67 |
| Connection | | 2 m, 3 x 0.34 mm ² , PVC cable |
| Material | | |
| Housing | | PC-PBT |
| Optical face | | PMMA |
| Mass | | approx. 100 g |

Connection Assignment

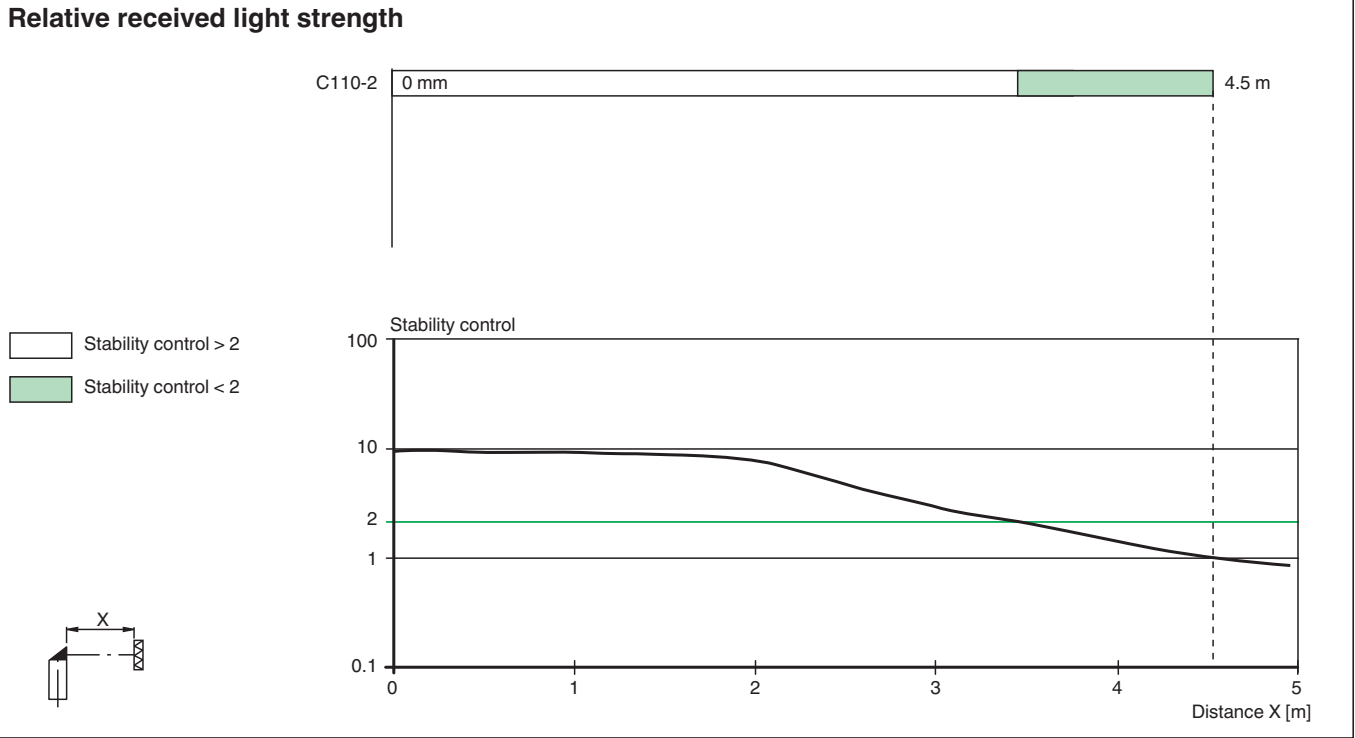
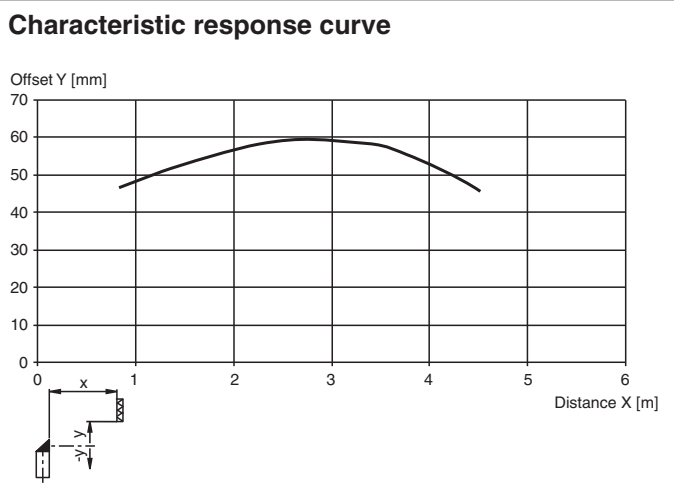


○ = Light on
● = Dark on



Assembly





Characteristic Curve



Accessories

| | | |
|---|-----------------|----------------------------------|
|  | CPZ18B03 | Mounting Bracket with swivel nut |
|  | BF 18 | Mounting flange, 18 mm |

Accessories

| | | |
|---|----------------|---|
|  | BF 18-F | Plastic mounting adapter, 18 mm |
|  | BF 5-30 | Universal mounting bracket for cylindrical sensors with a diameter of 5 ... 30 mm |

Release date: 2022-11-18 Date of issue: 2022-11-18 Filename: 199797_eng.pdf